


LUMENPOD® 28 SYMMETRIC

ANOTHER LUMENRAIL® COMPONENT FOR LIFE SAFETY AND LIGHT.

The evolution of the handrail point source from Wagner Architectural Systems has performance that leverages the latest LED technology and manufacturing techniques. This USA engineered and manufactured luminaire is designed for pathway, stair and ramp illumination. Both the asymmetric and symmetric versions have optical characteristics developed specifically for these applications. The Lumenpod 28 provides a flush-profile architectural solution for new or retrofit projects, including egress compliance opportunities. Superior harsh environment protection and vandal resistance are combined with a straight forward, push-in installation.



- Cast solid 316 stainless steel face
- Superior installation in a variety of rail diameters
- 122 lumens per watt LED
- Standard in 4 CCT whites and solid colors
- 93° optical distribution
- Rectilinear distribution promotes uniformity
- IK9 impact rating and secure installation
- 24VDC operation
- ETL wet location listed
- IP68 ingress protection
- L70 = 50,000 hours +
- Wildlife amber
- Patent Pending, **USA** Design, Manufacturing and Engineering

LUMENPOD® 28 SYMMETRIC


PROJECT NAME: _____

REP AGENCY: _____

APPROX. QUANTITY: _____



SCAN QR CODE
for technical information, downloads, instructions,
and system configuration guides




LUMENPOD® 28
ANOTHER
LUMENRAIL®
COMPONENT
FOR LIFE SAFETY
AND LIGHT.


MADE IN THE USA

LULR9030KS5	LULR			S	
EXAMPLE	FIXTURE TYPE	RAIL SIZE	COLOR TEMP	OPTIC	DRIVE CURRENT
	LULR - Lumenpod 28	50 - 1.50" (38mm) Dia .120" Wall Tube 66 - 1.66" (42mm) Dia Schedule 40 Pipe 90 - 1.90" (48mm) Dia Schedule 40 Pipe	27K - 2700° K 30K - 3000° K 40K - 4000° K 50K - 5000° K BLU - Blue GRN - Green RED - Red AMB - Wildlife Amber	S - SYMMETRIC	5 - 500 mA 3 - 350 mA

ELECTRICAL SPECIFICATIONS

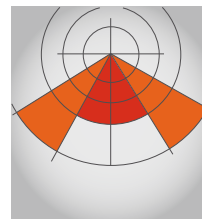
 Intertek <i>All electrical connections to be made by a qualified electrician in accordance with all national, state and local electrical codes.</i>	24VDC	ETL LISTED WET, IK9, IP68	0-10V INPUT	-40°F TO +120°F
	INPUT VOLTAGE	CERTIFICATIONS	DIMMING	OPERATING TEMP
	CLASS 2 REQUIRED	5 YEARS	UP TO 122 Lm/W LED	80+
	DRIVER	WARRANTY	EFFICIENCY	CRI

CONSTRUCTION



The Lumenpod 28's machined aluminum body dissipates heat while the cast stainless face integrates seamlessly with the rail. A precisely engineered retention spring positions it perfectly flush with standard diameter handrail. Removal is achieved only with our unique tool, solidifying a tamper resistant installation. Patent Pending.

PHOTOMETRICS



Symmetric performance is design specific and provides superb illumination results in any application. IES reports to view or download are available by scanning the QR code or visiting our website.

LED DRIVER & NEMA ENCLOSURE OPTIONS

Wagner offers multiple ETL listed options for both 24VDC power supplies and NEMA enclosures. Quantities and types will be configured based on your specifications and design. Additional specification options are available by request. Not all options apply to all products, please verify compatibility with the factory.

CLASS II DRIVERS:

- STD 100W
- Dali, DMX, 0-10V Dimming Protocols
- Multiple Wattages
- Made in USA Units Available

NEMA ENCLOSURES:

- 4X - Plastic, Painted Steel or Stainless Steel
- LUMENPOST™:** Integrated 100W, 0-10V DIM

Specifications may change without prior notice, verify data at time of order, all rights reserved